

Moduli adatti all'interfacciamento con CNC ECS 2400  
*Modules suitable for connection with CNC ECS 2400*

Moduli 16+16 output a relè elettromeccanici con o senza porta fusibile  
*16+16 output electromechanical relay modules with or without fuse holder*

Moduli passivi 32 input con o senza led di segnalazione per ciascun canale  
*32 input passive modules with or without signalling led for each channel*

Conessioni all'ingresso:

connettore SUB-D37 femmina per moduli 32 input e 16 output unità base  
connettore FK20 per moduli 16 output ampliamento

*Input connections:*

*SUB-D37 female connector for 32 input and 16 output main unit modules*  
*FK20 connector for 16 output expansion module*


Conessioni in uscita: morsettiere a vite o a molla per conduttori diam. max 2,5mm<sup>2</sup>  
(Versione estraibile per moduli 32 output opzn.)

*Output connections: screw or spring terminal boxes for leads max diam. 2,5mm<sup>2</sup>*  
*(extractable version optn. only for 32 output module)*

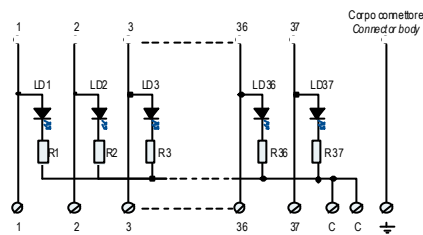
Le interfacce Eurotek sono state ideate per portare l'alimentazione (24Vcc) ai moduli PLC mediante i cavi di collegamento

*Eurotek's interfaces can provide supply (24Vdc) to PLC's modules by using connection cables*

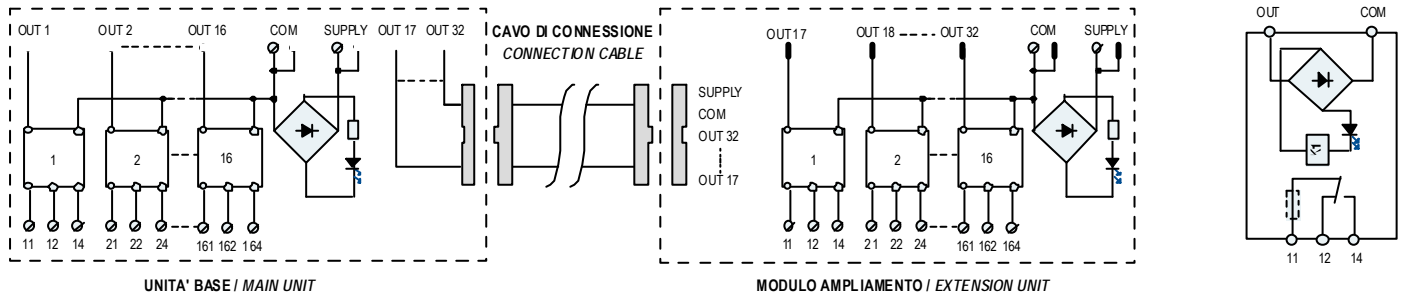
Per il collegamento dei cavi e delle interfacce ai moduli PLC vedere gli esempi di PG. 32  
*Please see page 32 for cables and interfaces connections to PLC's modules*



**SCHEMA ELETTRICO MODULI PASSIVI STANDARD**  
**STANDARD PASSIVE MODULE WIRING DIAGRAM**



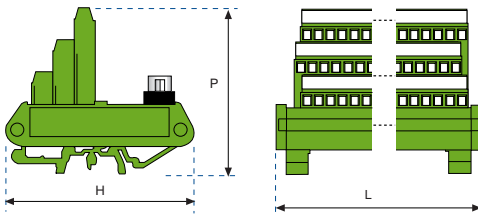
**SCHEMA A BLOCCHI MODULI 16+16 USCITE**  
**16+16 OUTPUT MODULES BLOCK DIAGRAMS**



### COME ORDINARE - HOW TO ORDER

Sigla / Part Number	Codice / Code	Descrizione / Description
ET-MP/D37SUB/F/SMD/L	2018	Modulo passivo standard 32 input con LED - 32 input passive standard module with LED
ET-MP/D37SUB/F/SMD	2045	Modulo passivo standard 32 input - 32 input passive standard module
ET-MP/D37SUB/F/SMD/L/M	2282	Modulo passivo standard 32 input con morsetto a molla e LED 32 input passive standard module with spring terminal boxes and LED
ET-MP/D37SUB/F/SMD/M	2277	Modulo passivo standard 32 input con morsetto a molla 32 input passive standard module with spring terminal boxes
ET-MRZ16/24AC-DC/37M/EC	0557	Modulo base 16 relè di uscita - 16 relay main unit module
ET-MRZ16/24AC-DC/37M/F/EC	0558	Modulo base 16 relè di uscita con porta fusibili - 16 relay base unit module with fuse holders
ET-MRZ16/24AC-DC/FK20/EC/A	0562	Modulo ampliamento 16 relè di uscita - 16 relay extension unit module
ET-MRZ16/24AC-DC/FK20/EC/A/F	0563	Modulo ampliamento 16 relè di uscita con porta fusibili - 16 relay extension unit module with fuse holders
ET/D37MF/SI...MT	9623	Cavo 32 I/O tondo pin to pin schermato - 32 I/O round shielded pin to pin cable

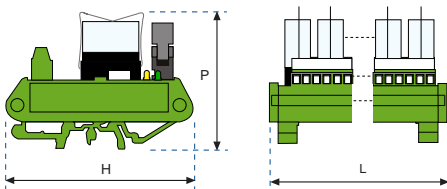
Moduli 32 ingressi / 32 input interface modules



DIMENSIONI / DIMENSIONS (mm)

		L / W	H	P / D
ET-MP/D37SUB-F/SMD	2045	103	92	78
ET-MP/D37SUB-F/SMD/L	2018	103	92	78
ET-MP/D37SUB-F/SMD/M	2277	103	92	78
ET-MP/D37SUB-F/SMD/L/M	2282	103	92	78

Moduli 16 uscite zoccolati / 8 socketed relay modules



DIMENSIONI / DIMENSIONS (mm)

		L / W	H	P / D
ET-MRZ16/24AC-DC/37M/EC	0557	272	92	74
ET-MRZ16/24AC-DC/37M/F/EC	0558	272	92	74
ET-MRZ16/24AC-DC/37M/EC/A	0562	272	92	74
ET-MRZ16/24AC-DC/37M/EC/A/F	0563	272	92	74